

## Tilt & slide patio door Classic IV 78



- Offset design
- 78 mm construction depth
- Available with triple glazing

### Energy saving through new windows

U <sub>w</sub> value (old)	3.50 W/(m <sup>2</sup> K)
U <sub>w</sub> value (new)	0.87 W/(m <sup>2</sup> K)
Window area	30 m <sup>2</sup>
Annual fuel oil savings	1070 litres
Annual carbon dioxide reduction	2,890 kg

### Explanation

Heating degree days	4,050
Conversion factor kilogram into litres of heating oil	1.19
Conversion of calorific value Wh/kg	11,800
Heating efficiency	0.75

### SAFETY EQUIPMENT / FITTING

#### BASIS:

- Fitting with 3 locking plates
- 3-dimensionally adjustable
- Malfunction lock
- Max. sash weight 130 kg

#### OPTIONAL:

- Safety levels: RC1, RC2, according to EN 1627-1630
- High Control (magnetic contact for electronic monitoring)
- Sash cover profile (only for CLASSIC - profiling)
- Integrated door lock, lockable from inside and outside
- Lock monitoring according to VDI

### WOOD COLOURS

- All wood colours listed in the shop as well as wood RAL colours
- Environmentally friendly water-based varnishes

### SOUND INSULATION

Tested to  
Rw(C; Ctr) = 45 (-1, -4) dB

### GLASS THICKNESS

From 28 mm to 42 mm  
(from 38 mm rebated glass strips; glass thickness 39 mm, 40 mm, not possible in rustic glass retainer strip)

### SEALS

- Centre sealing system
- 3 sealing levels

## SYSTEM VALUES

- Air permeability: Class 3 (according to EN 12207)
- Driving rain-proof: Class 4A (according to EN 12208)
- Water tightness against driving rain:  
Class C3/B3 (according to EN 12210)

### Please note:

The classes given here are minimum classes. For higher requirements please consult us.

## THERMAL INSULATION

- Reference size 1230 x 1480 mm
- Minimum requirement according to GEG2020  $U_w = 1.3 \text{ W/(m}^2\text{K)}$

### Spruce

$U_w$  window (W/m<sup>2</sup>K)

$U_g$ Glass according to EN 673	Frame $U_f$ value	Window $U_w$ value Type of edge spacer alu	Window $U_w$ value Type of edge spacer KSD
1.1	1.1	1.3	1.2
1.0	1.1	1.2	1.1
0.7	1.1	1.0	0.9 (0.93)
0.6	1.1	1.0 (0.95)	0.9 (0.87)

### Pine, Larch, Meranti

$U_w$  window (W/m<sup>2</sup>K)

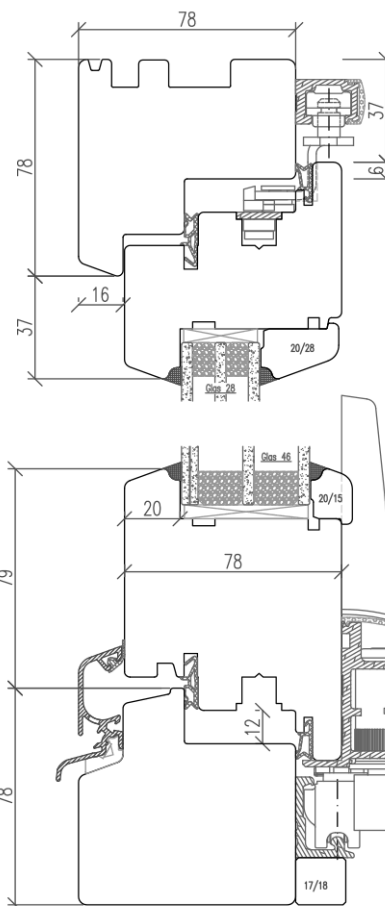
$U_g$ Glass according to EN 673	Frame $U_f$ value	Window $U_w$ value Type of edge spacer alu	Window $U_w$ value Type of edge spacer KSD
1.1	1.2	1.3	1.2
1.0	1.2	1.2	1.2
0.7	1.2	1.1	1.0 (0.97)
0.6	1.2	1.0 (0.99)	0.9 (0.91)

### Oak, Eucalyptus

$U_w$  window (W/m<sup>2</sup>K)

$U_g$ Glass according to EN 673	Frame $U_f$ value	Window $U_w$ value Type of edge spacer alu	Window $U_w$ value Type of edge spacer KSD
1.1	1.5	1.4	1.3
1.0	1.5	1.3	1.2
0.7	1.5	1.2	1.1
0.6	1.5	1.1	1.0

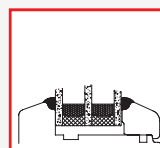
$U_w$  values > 1.0 W/(m<sup>2</sup>K) are shown with one decimal place according to EN ISO 10077, here with two decimal places for information purposes



IV 78 WOOD VERTICAL SECTION

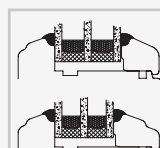
## POSSIBLE GLASS STRIPS:

### STANDARD



classic

### OPTIONAL



to 34 mm glass thickness

rustic