


DATA SHEET

IDEAL 5000

U_w-Value
≥ 0.87



- Semi-offset design
- 70 mm construction depth
- 5-chamber profile with 3 seals

Energy saving through new windows

U _w value (old)	3.50 W/(m ² K)
U _w value (new)	0.87 W/(m ² K)
Window area	30 m ²
Annual fuel oil savings	1031 litres
Annual carbon dioxide reduction	2,784 kg

Explanation

Heating degree days	4,050
Conversion factor kilogram into litres of heating oil	1.19
Conversion of calorific value Wh/kg	11,800
Heating efficiency	0.75

SAFETY EQUIPMENT / FITTING

BASIS:

- Fitting with 3 locking plates
- 3-dimensionally adjustable
- Anti mishandling device
- Sash lifter
- Max. sash weight 130 kg

OPTIONAL:

- ActivPilot Comfort PAD (parallel stop fitting)
- Safety levels: RC1, RC2, according to EN 1627-1630
- SELECT fitting (concealed corner and shear bearings)
- "Tilt before Turn"
- High Control (magnetic contact for electronic monitoring)

COLOURS

- White
- Decor according to current price list according to colour range uPVC

SOUND INSULATION

Window RwP up to 47 dB

GLASS THICKNESS

To 41 mm

SEALS

- Centre sealing system
- 3 sealing levels
- Possible colours:
 - Papyrus white or black for decor



SYSTEM VALUES

- Air permeability: Class 3 (according to EN 12207)
- Driving rain-proof: Class 4A (according to EN 12208)
- Water tightness against driving rain:
Class B3 (according to EN 12210)

Please note:

The classes given here are minimum classes. For higher requirements please consult us.

THERMAL INSULATION

- Reference size 1230 x 1480 mm
- $U_f = 1.2 \text{ W/(m}^2\text{K)}$
- Minimum requirement according to GEG2020 $U_w = 1.3 \text{ W/(m}^2\text{K)}$

U_g Glass (W/m ² K) according to EN 673	U_w window (W/m ² K) Type of edge spacer		
	Aluminium	KSH / KSD	Swisspacer Ultimate
Double glazing	Psi = 0.066 (W/mK)	Psi = 0.041 (W/mK)	Psi = 0.032 (W/mK)
1.1	1.29	1.23	1.21
1.0	1.23	1.17	1.14
Triple glazing	Psi = 0.064 (W/mK)	Psi = 0.039 (W/mK)	Psi = 0.030 (W/mK)
0.8	1.09	1.02	1.00
0.7	1.02	0.96	0.94
0.6	0.95	0.89	0.87

U_w values < 1.0 W/(m²K) are shown with two decimal places in accordance with EN ISO 10077

U_w values > 1.0 W/(m²K) are shown with one decimal place according to EN ISO 10077, here with two decimal places for information purposes

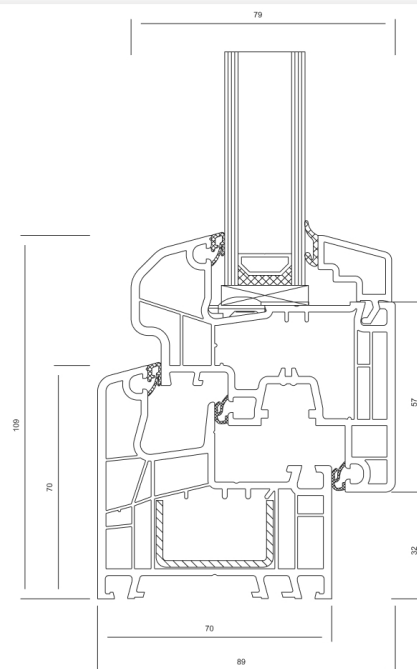
The PSI values given are taken from the data sheets of the "Warm Edge" working group

SOUND INSULATION

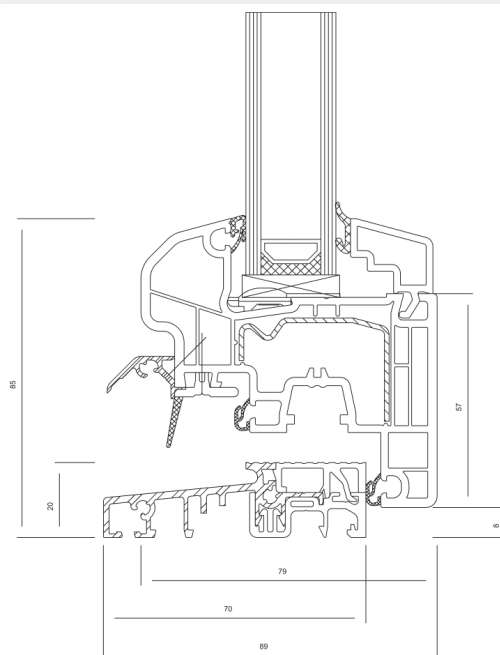
Reference size 1230 x 1480 mm
(Elements with test certificate)

$R_w \triangleq R_{WP}$ = test value window	R_{WR} = calculated value window	R_{WP} = test value glass	Test certificate no.
33 dB	31 dB	32 dB	010424.S22
38 dB	36 dB	36 dB	00127.P1
40 dB	38 dB	39 dB	001127.P3
42 dB	40 dB	42 dB	161259751/Z10 R1
45 dB	43 dB	45 dB	161259751/Z08 R1
47 dB	45 dB	48 dB	161259751/Z09 R1

For Germany, the following applies according to DIN 4109:1989-11:
 R_w corresponds to R_{WP} ; $R_{WR} = R_{WP} - 2\text{dB}$



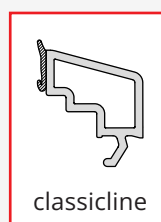
IDEAL 5000 FRAME WITH SASH



IDEAL 5000
FRENCH DOORS WITH FLAT THRESHOLD

POSSIBLE GLASS STRIPS:

STANDARD



OPTIONAL

